



## epraise

# Log In Guide For Students

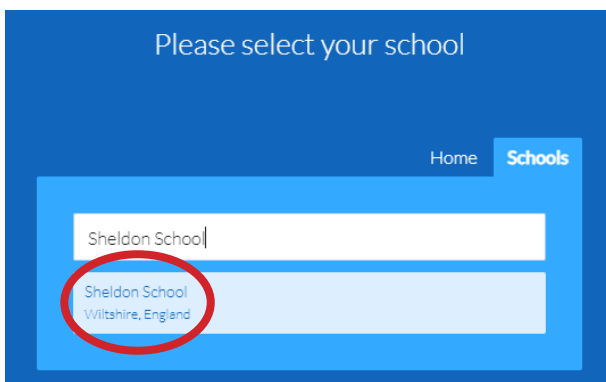
### Step 1

Open any internet browser and search for [www.epraise.co.uk](http://www.epraise.co.uk)  
Select the **Log In** icon



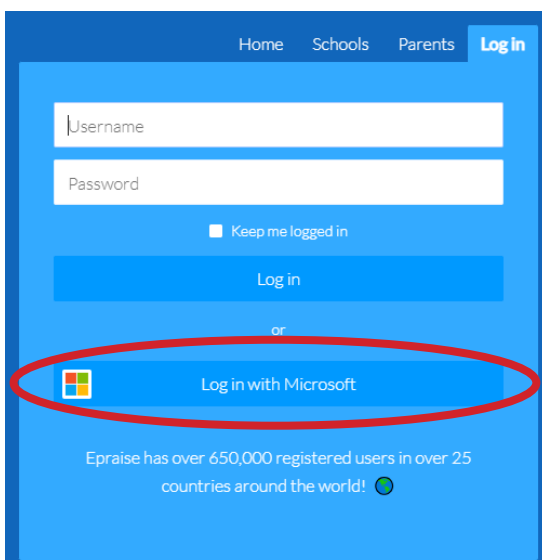
### Step 2

Search for **Sheldon School**



### Step 3

Select the button **Log in with Microsoft**



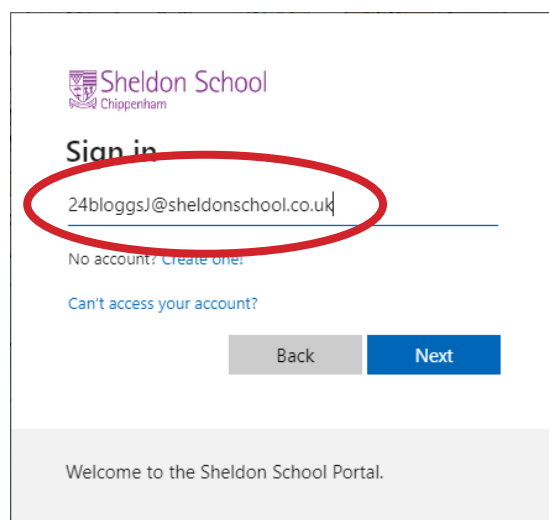
## Step 4

Enter your school email address.

### Student emails follow this format:

Year of intake at Sheldon, surname, first name initial followed by @sheldonschool.co.uk

For example, a student joining in Sept 2024 named Joe Bloggs would have the email [24bloggsj@sheldonschool.co.uk](mailto:24bloggsj@sheldonschool.co.uk)



Sheldon School  
Chippenham

Sign in

24bloggsj@sheldonschool.co.uk

No account? Create one!

Can't access your account?

Back Next

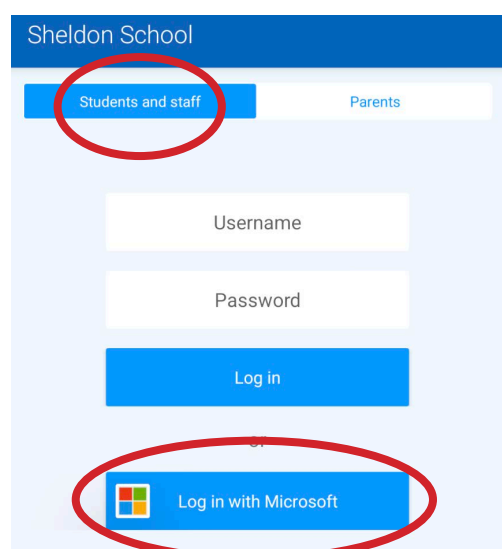
Welcome to the Sheldon School Portal.

## Step 5

Click **Next** and enter the password for your school email address.

## Login with epraise App

Make sure **Students and staff** is selected. Click on **Log in with Microsoft**. Follow the directions above for logging in with your school email address and password.



Sheldon School

Students and staff Parents

Username

Password

Log in

Log in with Microsoft